

# fienza<sup>®</sup>

## Heated Towel Rails



ISABELLA • KAYA • KOKO • LILLIAN



### Create This Look

LILLIAN Heated Towel Rail,  
600 x 1200 mm, Matte Black  
\$1049 • 81060120MB

ALINA Satin White 1500 mm  
Wall-Hung Vanity with  
Calacatta Stone Top  
\$2978 • SM150RWD

Bevel Edge Mirror, 1500 x 900 mm  
\$199 • BEM15090G

ELEANOR Gooseneck Basin Mixer,  
Matte Black with White Handle  
\$349 • 202104BK

LILLIAN Towel Ring, Matte Black  
\$69 • 81002B

LILLIAN Robe Hook, Matte Black  
\$49 • 81004B

All prices are Recommended Retail Prices (RRP) including GST. Prices are subject to change or correction without notification. Consumers should enquire with a retailer for actual pricing. All information is provided on an E&OE basis (Errors and Omissions Excepted). Always check [fienza.com.au](https://fienza.com.au) for the latest, up-to-date product information. Images shown are representations only. Physical colour may vary from images shown. Visit your nearest retailer to view physical samples before buying. Some images are shown with accessories and/or furniture, which are not included in the price, and such products may not be available within our range.

# Heated Towel Rails

Invite warmth and comfort to your everyday with Fienza heated towel rails. Having quickly become a bathroom essential, heated towel rails provide fresh and dry towels all year round. Suited for the Australian climate, you can snuggle up to warm towels in the winter and dry towels in the summer.

Bathrooms are damp environments, creating ideal conditions for bacteria to grow. Our towel rails have an electric heating element that will keep your towels warm, fresh and dry for longer creating a more hygienic environment in your bathroom.

Our ladder style towel rails are fantastic for bathrooms with limited space, providing more towel storage with their multi-tiered design. The generous gaps allow for bulky fabrics to be draped over with ease. Our heated towel rails can also be used to help dry light garments and swimwear.



## SAFE FOR BATHROOMS

All Fienza heated towel rails are manufactured in accordance with Australian Standards and are SAA Approved. All rails have an IP55 rating for protection against dust and water ingress.



## EFFICIENT & CONVENIENT

Heated towel rails start warming up in as little as 5 minutes, reaching full temperature in 20 minutes.



## SAVES WATER & ELECTRICITY

Minimises continuous washing and tumble drying of towels, saving on water and electricity costs.



## HIGH QUALITY MATERIALS

Each towel rail is carefully crafted from high quality 304 stainless steel for long-lasting durability.



## INDUSTRY LEADING WARRANTIES

Fienza offers up to 15 years warranty on our heated towel rails for peace of mind. Visit our website for more details: [fienza.com.au](https://fienza.com.au)

# Luxurious Styles

Add both luxury and functionality to your bathroom with our Isabella, Kaya, Koko and Lillian heated towel rails. Whether you're looking for a standout piece or a discrete design, our extensive range will cater to your style.



ISABELLA



KAYA



KOKO



LILLIAN

## HOW TO CHOOSE YOUR HEATED TOWEL RAIL

The below questions are some important factors to consider before purchasing your heated towel rail.

### What size will fit my bathroom?

Keep in mind the number of people that use the bathroom and how many towels you want to keep warm. A heated towel rail with more bars would be ideal for a larger family as it holds more towels, helping to keep your bathroom tidy.

### Which style will suit my bathroom?

Consider which style of rail will suit your bathroom space. Is your preference modern or traditional style? Straight or curved lines? Selecting a style that complements other fittings, such as tapware, will ensure a cohesive design.

### What type of wiring installation do I need?

The Isabella range offers both concealed (hard-wired) and exposed (plug-in) wiring installations. The Kaya, Koko and Lillian ranges offer concealed wiring only.

See page 6 for installation types and look out for these icons on the following pages.

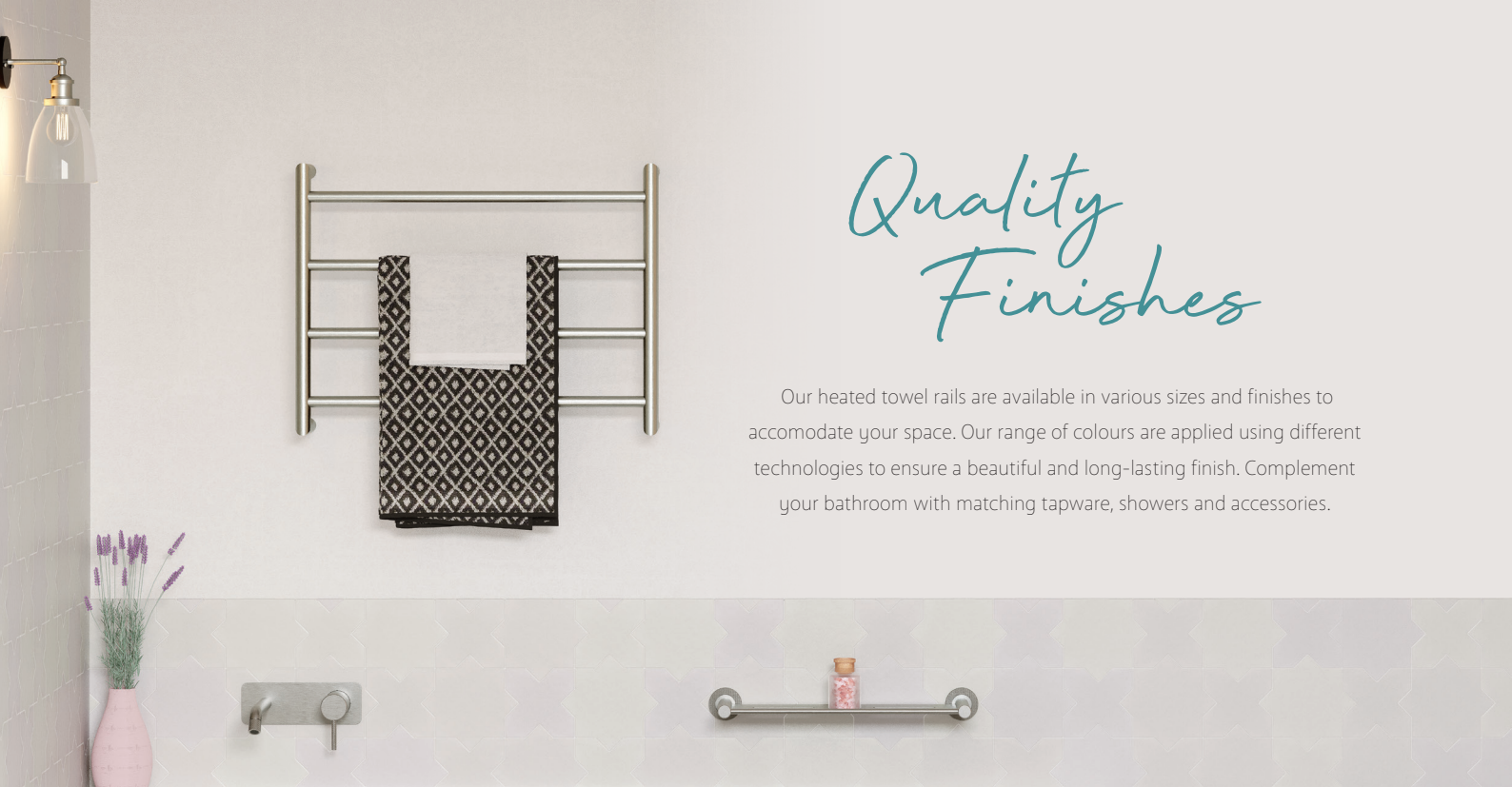


Concealed Wiring



Exposed Wiring





## Quality Finishes

Our heated towel rails are available in various sizes and finishes to accommodate your space. Our range of colours are applied using different technologies to ensure a beautiful and long-lasting finish. Complement your bathroom with matching tapware, showers and accessories.

### OPERATION AND TEMPERATURE

All rails distribute 35-60°C surface temperature, warming towels quickly and efficiently.



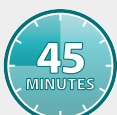
**5 Minutes**

The heated towel rail starts to get warm in as little as 5 minutes of operation.



**20 Minutes**

The temperature increases to 35-60°C after 20 minutes of operation.



**45 Minutes**

The surface temperature remains a stable 50-60°C after 45 minutes of operation.



#### CHROME

Polished electroplated chrome endures as the number one finish for its proven durability and versatility for a wide range of bathroom styles.



#### MATTE WHITE

The ideal companion to neutral or soft colour palettes, our electroplated matte white finish is elegantly smooth, fresh and durable.



#### MATTE BLACK

A premium electroplated coating gives our matte black range consistent colour and a durable finish. It is a popular choice for adding contrast.



#### BRUSHED NICKEL

PVD brushed nickel has a similar look to unpolished stainless steel with a warm grey finish that can add softness to your colour palette.



#### GUN METAL

The dark, brushed tone of our PVD gun metal finish is ideal for those seeking an industrial, evocative feel for their bathroom.



#### URBAN BRASS

With a lightly brushed finish, PVD urban brass evokes the quality of brass while giving your bathroom a modern, stylish accent colour.

# Installation Types



## Concealed Wiring (Hard-Wired)

Concealed wiring installation has no visible cables as it is hard-wired through the wall. The hidden wiring is not only more aesthetic, but allows the towel rail to be installed safely next to wet areas.

The wiring position is available at the top right or bottom left mounting points. This type of installation must be performed by a licensed electrician.

**Available in:** Isabella, Kaya, Koko, Lillian



## Exposed Wiring (Plug-In)

Exposed wiring installation has a visible 1.5m cable that plugs into a standard household power outlet. The wiring positions are available at any of the 4 mounting points.

This type of installation is ideal for retrofit applications as the rail can be mounted directly to the existing wall and plugged in to a nearby power point.

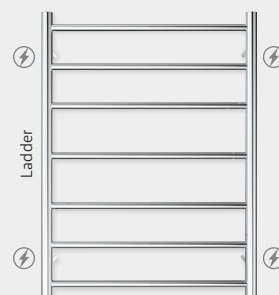
**Available in:** Isabella

## WIRING POSITIONS

⚡ Indicates wiring positions



**Isabella**



**Kaya**



**Koko**



**Lillian**



# Safety Zones

**IMPORTANT:** This information is a guide only and is based on information contained within AS/NZS 3000:2018. Installation must be carried out by a qualified electrician in accordance with all current regulations.



## ELECTRICAL SAFETY IN WET AREAS

Bathrooms are zoned according to Australian Standards. All domestic installations must comply with guidelines based on zonal requirements. It is always recommended to consult a licensed electrician for advice on installation.

### Zone 0

Areas inside the bath, shower and basin. Zone 0 can only be used for low voltage installations (max 12V).

### Zone 1

Above the bath or in the shower recess. Zone 1 requires a minimum IP44 rating. The wall switch must be installed outside Zones 1-2.

### Zone 2

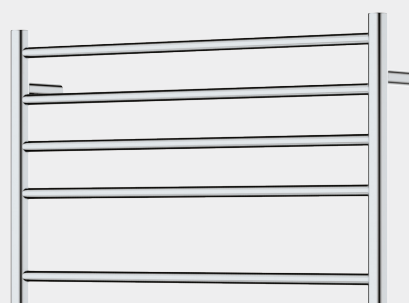
Heated towel rails with a minimum IP44 rating and 230/240V can be installed in Zone 2.

## WHAT ARE IP RATINGS?



Electrical fixtures in bathrooms are certified using an IP (Ingress Protection) rating. All Fienza heated towel rails have an IP55 rating. This provides protection against solid and liquid particles that could be harmful to normal operation.

The first number (0-6), represents protection against foreign materials, such as dust particles. The second number (0-8), represents protection against liquids, such as water spray and moisture. The greater the numbers, the more protection.



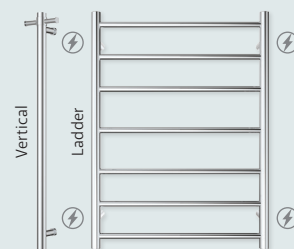
# Isabella

## HEATED TOWEL RAILS

Invite luxury into your space with the Isabella heated towel rail. Our Isabella range now offers a single vertical rail design or classic ladder style, with both concealed (hard-wired) or exposed (plug-in) installation options.

Pair the Isabella with sleek tapware, showers and accessories.

### Wiring Positions



### Create This Look

ISABELLA Vertical Heated Towel Rail, 100 x 900 mm, Matte White

\$489 • 827900MW

SASSO Cast Stone Bath, 1650 mm, Matte White

\$3900 • ST28-1650

KAYA® Wall Mixer Set, Round Plates, Matte White

\$399 • 228104MW-200

KAYA® Shower Shelf, Matte White

\$145 • 82807MW

KAYA® Roob Hook, Matte White

\$39 • 82804MW



# Finishes



Chrome



Matte White




Matte Black



Brushed Nickel



Gun Metal



Urban Brass



## Vertical Rail Tip

The optional hook provides a sleek solution to hang an additional robe or towel.

NEW

## Isabella VERTICAL



### ISABELLA

Vertical Heated Towel Rail  
100 x 900 mm, Single Bar

Chrome \$299 • 827900

Matte White \$489 • 827900MW

Matte Black \$329 • 827900MB

Brushed Nickel \$329 • 827900BN

Gun Metal \$489 • 827900GM

Urban Brass \$489 • 827900UB



220-240  
Volts



27 Watts



Concealed  
Wiring



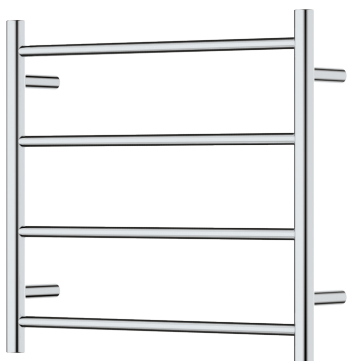
Exposed  
Wiring

### Installation Tip

Isabella includes a 1.5m cord for a standard household power outlet. Alternatively, opt for concealed wiring for a clean and tidy look.

# Isabella

## HEATED TOWEL RAILS



### ISABELLA

Heated Towel Rail

600 x 550 mm, 4 Bars

Chrome \$399 • 8276055



220-240  
Volts




45 Watts



Concealed  
Wiring



Exposed  
Wiring



### ISABELLA

Heated Towel Rail

600 x 800 mm, 7 Bars

Chrome \$499 • 8276080 (Pictured)

Matte Black \$599 • 8276080MB

Brushed Nickel \$599 • 8276080BN

Urban Brass \$699 • 8276080UB



220-240  
Volts



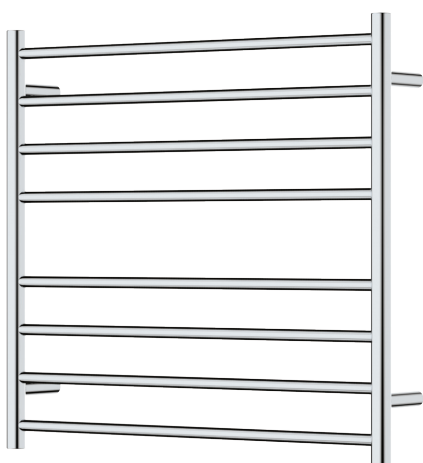
90 Watts



Concealed  
Wiring



Exposed  
Wiring



### ISABELLA

Heated Towel Rail

750 x 700 mm, 8 Bars

Chrome \$499 • 8277570 (Pictured)

Matte Black \$649 • 8277570MB

Brushed Nickel \$649 • 8277570BN

Urban Brass \$699 • 8277570UB



220-240  
Volts




120 Watts



Concealed  
Wiring



Exposed  
Wiring



### ISABELLA

Heated Towel Rail

900 x 750 mm, 7 Bars

Chrome \$649 • 8279075 (Pictured)

Matte Black \$699 • 8279075MB



220-240  
Volts



125 Watts



Concealed  
Wiring



Exposed  
Wiring



## ISABELLA

Heated Towel Rail  
600 x 1200 mm, 9 Bars

Chrome \$549 • 82760120

Matte Black \$699 • 82760120MB

Brushed Nickel \$699 • 82760120BN

Urban Brass \$849 • 82760120UB (Pictured)



220-240  
Volts



123 Watts



Concealed  
Wiring




Exposed  
Wiring

# Kaya

## HEATED TOWEL RAILS

Complete your bathroom with the modern and stylish Kaya heated towel rail. This on-trend style will complement your bathroom and offers chrome, PVD brushed nickel, PVD gun metal, matte black and PVD urban brass finishes. To style your space, pair the Kaya heated towel rail with our extensive range of Kaya tapware, showers and accessories.

### Wiring Positions



### Create This Look

KAYA® Heated Towel Rail,  
600 x 1200 mm, Gun Metal  
\$949 • 82860120GM

KAYA® Hand Shower,  
Round Plate, Gun Metal  
\$299 • 433201GM

KAYA® Shower  
Dropper Set, Gun Metal  
\$369 • 411125GM-C

KAYA® Wall Diverter Mixer,  
Gun Metal  
\$350 • 228102GM-4

Square Tile Bed Floor Waste,  
Gun Metal  
\$85 • TIW85DGM



# Finishes



Chrome



Matte Black\*




Brushed Nickel



Gun Metal



Urban Brass



KAYA®

Heated Towel Rail

600 x 450 mm, 4 Bars

Chrome \$399 • 8286045

Matte Black \$420 • 8286045MB

Brushed Nickel \$499 • 8286045BN

Gun Metal \$539 • 8286045GM (Pictured)

Urban Brass \$539 • 8286045UB



220-240  
Volts



47.5 Watts



Concealed  
Wiring



KAYA®

Heated Towel Rail

600 x 800 mm, 6 Bars

Chrome \$580 • 8286080

Matte Black \$599 • 8286080MB

Brushed Nickel \$699 • 8286080BN

Gun Metal \$739 • 8286080GM (Pictured)

Urban Brass \$739 • 8286080UB



220-240  
Volts



75 Watts



Concealed  
Wiring



KAYA®

Heated Towel Rail

600 x 1200 mm, 9 Bars

Chrome \$749 • 82860120

Matte Black \$799 • 82860120MB

Brushed Nickel \$899 • 82860120BN

Gun Metal \$949 • 82860120GM (Pictured)

Urban Brass \$949 • 82860120UB



220-240  
Volts



110 Watts




Concealed  
Wiring

# Koko

## HEATED TOWEL RAILS

Give your bathroom a modern makeover with the soft square style of the Koko heated towel rail. This bold design will transform your bathroom into a space that embodies comfort, luxury and functionality. To style your bathroom, pair the Koko heated towel rail with our range of Koko tapware, showers and accessories.

### Wiring Positions



### Create This Look

KOKO® Heated Towel Rail,  
600 x 1200 mm, Matte Black  
\$849 • 89060120MB

LUCIANA® Cast Stone Bath,  
1700 mm, Matte Black  
\$5400 • ST11-1700B

KOKO® Hand Shower,  
Soft Square Plate, Matte Black  
\$299 • 433116B

KOKO® Wall Diverter Mixer,  
Matte Black  
\$199 • 218101B

KOKO® Fixed Bath Outlet,  
Matte Black  
\$132 • 218115B

# Finishes



Chrome



Matte Black



Brushed Nickel\*




Gun Metal\*



Urban Brass\*

\*600 x 800 mm only.



KOKO®

Heated Towel Rail

600 x 450 mm, 4 Bars

Chrome \$499 • 8906045

Matte Black \$520 • 8906045MB (Pictured)



220-240  
Volts



41 Watts



Concealed  
Wiring



KOKO®

Heated Towel Rail

600 x 800 mm, 6 Bars

Chrome \$649 • 8906080

Matte Black \$749 • 8906080MB (Pictured)

Brushed Nickel \$749 • 8906080BN

Gun Metal \$849 • 8906080GM

Urban Brass \$849 • 8906080UB



220-240  
Volts



60 Watts



Concealed  
Wiring



KOKO®

Heated Towel Rail

600 x 1200 mm, 9 Bars

Chrome \$849 • 89060120

Matte Black \$849 • 89060120MB (Pictured)



220-240  
Volts



93 Watts




Concealed  
Wiring

# Lillian

## HEATED TOWEL RAILS

Bring timelessness and elegance of Modern Vintage into your bathroom with the Lillian heated towel rail. This classic and traditional style is available in chrome, PVD brushed nickel, matte black and PVD urban brass. To style your bathroom, pair the Lillian heated towel rail with our range of Modern Vintage tapware, showers and accessories.

### Wiring Positions



## Modern Vintage

COLLECTION

### Create This Look

LILLIAN Heated Towel Rail,  
600 x 800 mm, Urban Brass  
\$930 • 8106080UB

HAMPTON Tallboy  
\$629 • TB140

Clawfoot Freestanding Acrylic Bath  
with Semi-Gloss White Feet  
\$1799 • FR2550-1500W

### Styling Tip

Create a bathroom that  
boasts modern trends with  
timeless sophistication.

# Finishes



Chrome



Matte Black




Brushed Nickel



Urban Brass

Modern  
Vintage  
COLLECTION



## LILLIAN

Heated Towel Rail,  
600 x 450 mm, 4 Bars

Chrome \$649 • 8106045

Matte Black \$699 • 8106045MB

Brushed Nickel \$749 • 8106045BN

Urban Brass \$749 • 8106045UB (Pictured)




220-240  
Volts



47.5 Watts



Concealed  
Wiring



## LILLIAN

Heated Towel Rail,  
600 x 800 mm, 6 Bars

Chrome \$799 • 8106080

Matte Black \$849 • 8106080MB

Brushed Nickel \$930 • 8106080BN

Urban Brass \$930 • 8106080UB (Pictured)




220-240  
Volts



75 Watts



Concealed  
Wiring



## LILLIAN

Heated Towel Rail,  
600 x 1200 mm, 9 Bars

Chrome \$999 • 81060120

Matte Black \$1049 • 81060120MB

Brushed Nickel \$1149 • 81060120BN

Urban Brass \$1149 • 81060120UB (Pictured)



220-240  
Volts



110 Watts



Concealed  
Wiring

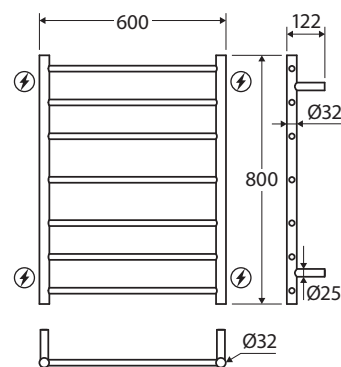
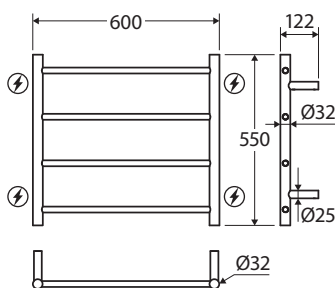
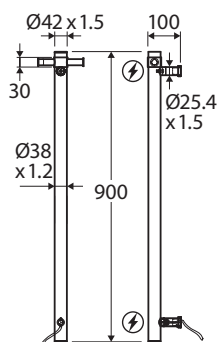


# Heated Towel Rail

## SPECIFICATIONS

All heated towel rails (excluding Isabella) include a life-size mounting template for easy marking and drilling of wiring positions.  
Visit our website for more information on installation: [fienza.com.au](https://fienza.com.au)

### ⚡ Wiring Positions



### ISABELLA VERTICAL

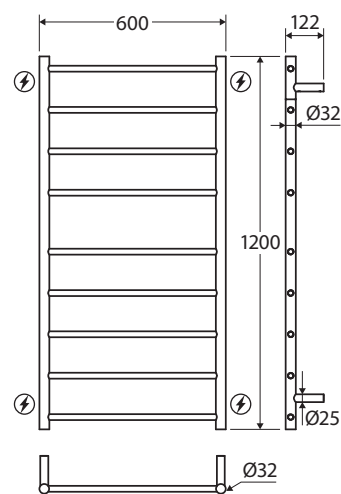
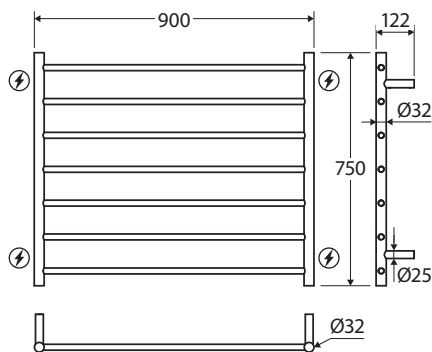
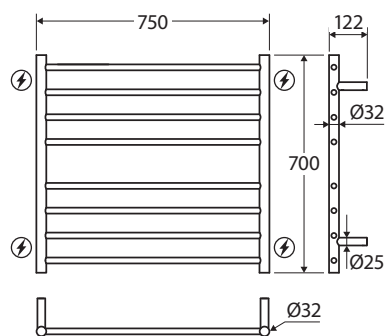
100 x 900 mm • 827900

### ISABELLA

600 x 550 mm • 8276055

### ISABELLA

600 x 800 mm • 8276080



### ISABELLA

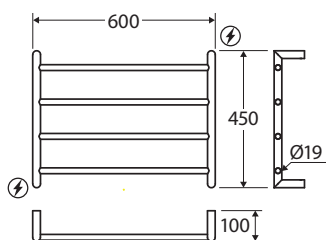
750 x 700 mm • 8277570

### ISABELLA

900 x 750 mm • 8279075

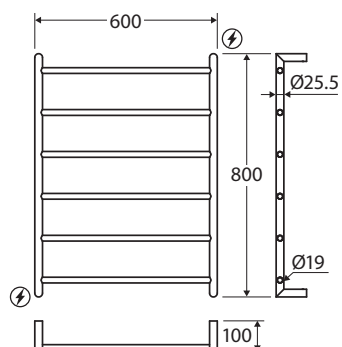
### ISABELLA

600 x 1200 mm • 82760120



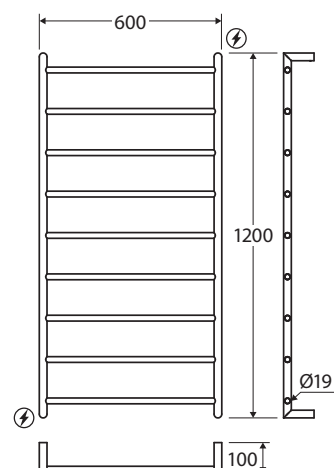
KAYA®

600 x 450 mm • 8286045



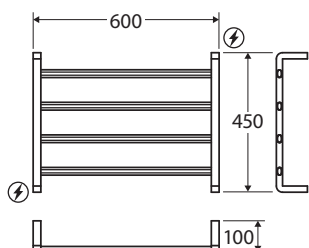
KAYA®

600 x 800 mm • 8286080



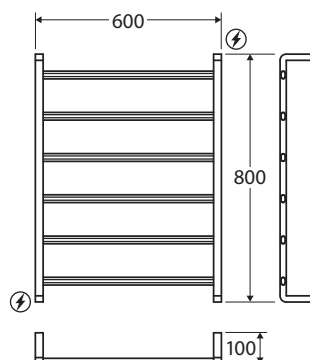
KAYA®

600 x 1200 mm • 82860120



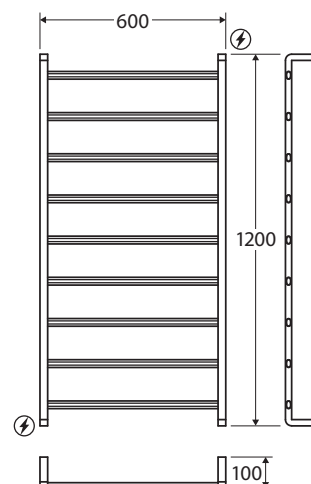
KOKO®

600 x 450 mm • 8906045



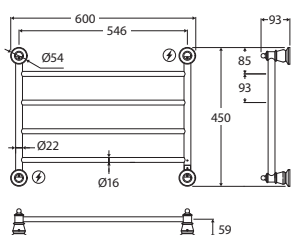
KOKO®

600 x 800 mm • 8906080



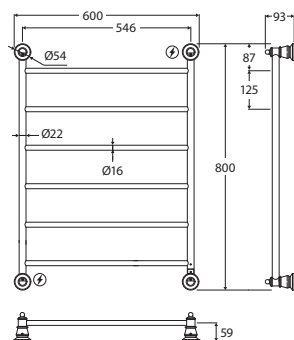
KOKO®

600 x 1200 mm • 89060120



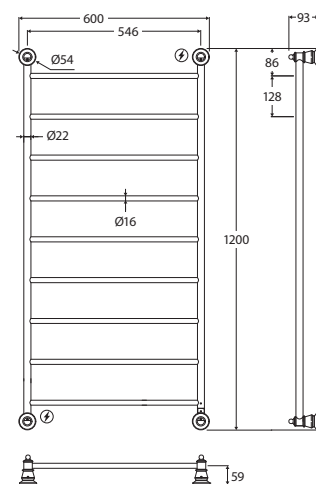
LILLIAN

600 x 450 mm • 8106045



LILLIAN

600 x 800 mm • 8106080



LILLIAN

600 x 1200 mm • 81060120



# fienza®

Beautiful, quality  
*Bathware*

At Fienza our core passion is to excite you with new, innovative and cutting-edge designer products.

Our commitment to international quality standards has ensured that Fienza continues to be the preferred choice for beautiful bathrooms and kitchens all over Australia.

Fienza® products are available through all leading bathroom, kitchen and plumbing retailers.

For more information, contact us or visit our website:

**P** (07) 3490 6700

**E** [info@fienza.com.au](mailto:info@fienza.com.au)

[www.fienza.com.au](http://www.fienza.com.au)

Retailer/Distributor: